



2023 Compensation Survey

Over the first and second quarter of 2023, the Alliance surveyed 43 nonprofit organizations across Lake County equally distributed between : \$500,00-\$1M; \$1 and \$3M; over \$3M.

90% saw an increase in services over the last year

and of the half that maintain a waiting list, 20% reported a waiting of list of over 2 months.
Staffing continues to challenge many of those surveyed.

The average organization had over a 20% transition rate over the last year
and half had between 1 and 5 open positions at the time of the survey.

47% of Leadership made between \$100,01-\$150,000

46% of leadership team made between \$50,000-\$75,000

68% of social workers made between \$50,001-\$75,999

66% of full-time entry level workers made less than \$22/hr.

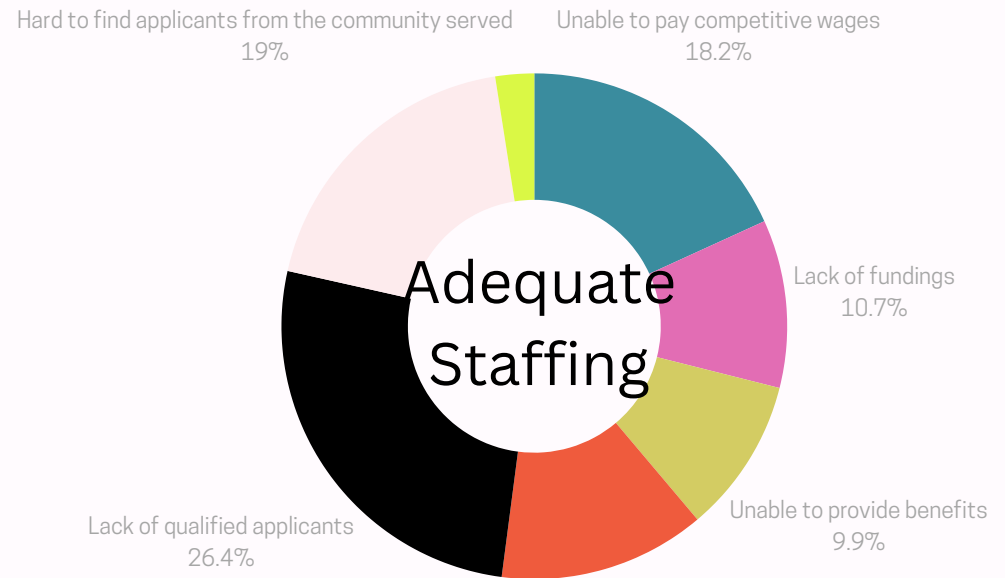
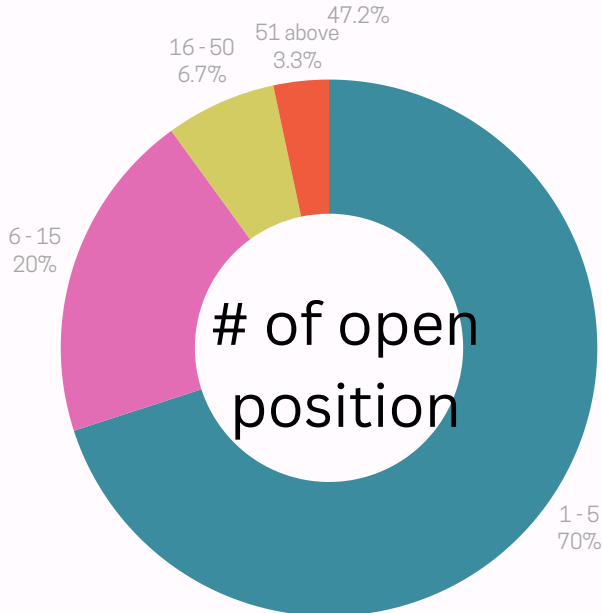
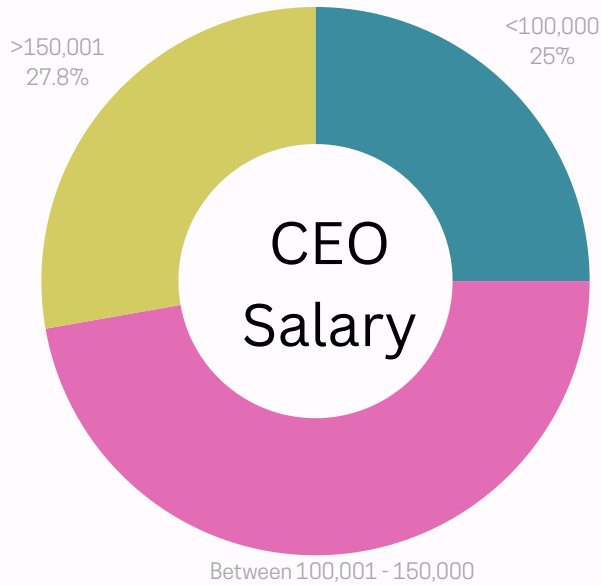
62% of part-time entry level workers made between \$16-\$20/hr.

www.allianceforhs.org

info@allianceforhs.org

Thank you to the Grainger Family Foundation for funding this survey.

2023 Compensation Salary



2023 Compensation Salary

